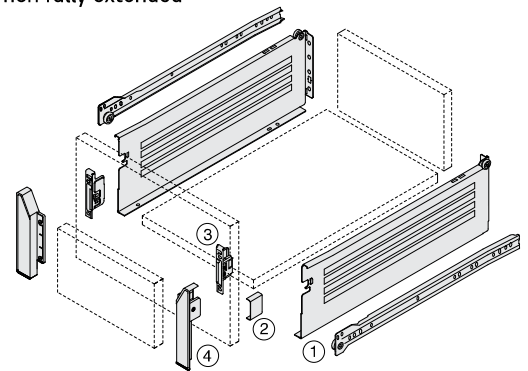
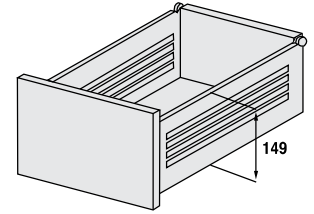





# Harn Impaz



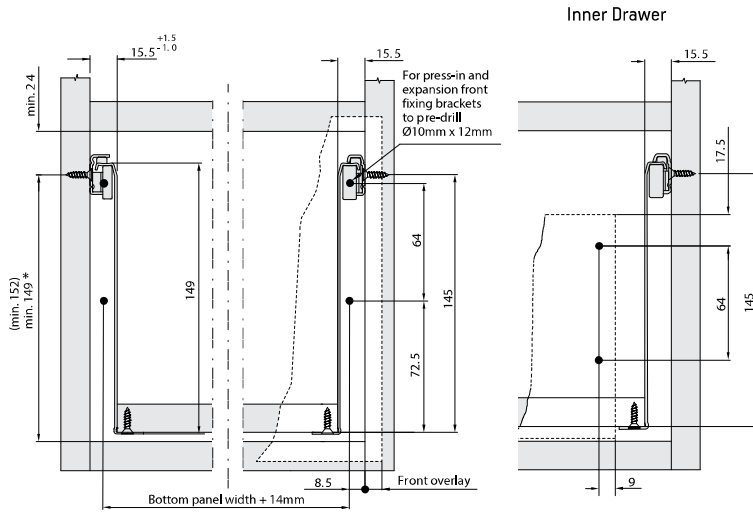
## Impaz Standard Drawer/Inner Drawer U Single Extension

- Single extension
- Steel drawer side panels 149mm
- Epoxy coated
- Load capacity of 30kg
- Self closing feature
- Flexible 2-dimensional front adjustment
- Smooth rolling mechanism
- Double out-stop safety feature
- Locked-in position when fully extended



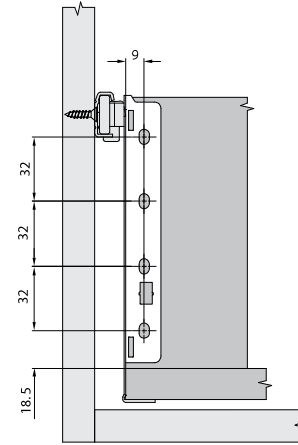
		Size	Finish	Sales Unit		
		<b>Screw On Base Fixing</b>	<b>Plug On Base Fixing</b>			
① Drawers		4620.35	4621.35	350mm	WH	Set
		4620.40	4621.40	400mm	WH	Set
		4620.45	4621.45	450mm	WH	Set
		4620.50	4621.50	500mm	WH	Set
		4620.55	4621.55	550mm	WH	Set
②	Cover caps – See page 4.71					
		<b>Part No.</b>	<b>Part No.</b>	<b>Part No.</b>		
		<b>Screw-on</b> 	<b>Knock-in</b> 	<b>Expansion</b> 		
③ Front Fixing Brackets	Std	RBF11240.RH	RBF12240.RH	RBF13240.RH	Right	–
		RBF11240.LH	RBF12240.LH	RBF13240.LH	Left	–
	Clip-on	RBF16040.RH	RBF17040.RH	RBF18040.RH	Right	–
		RBF16040.LH	RBF17040.LH	RBF18040.LH	Left	–
④ Internal Fixing Brackets		RBF36040.RH		Right	WH	Ea
		RBF36040.LH		Left	WH	Ea

## Space Requirements & Front Installation Dimensions



( ) Inner Drawer \* Add 8mm when used with 201.000 Drawer Front Locking Piece.

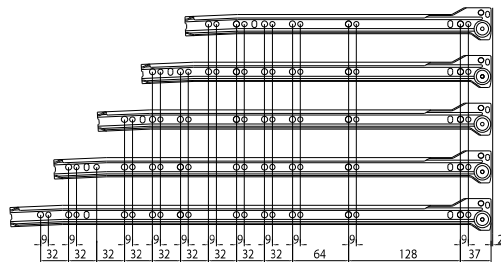
## Back Installation Dimensions



## Cabinet Profile Screw Positions

- Drawer Length**
- 350mm
  - 400mm
  - 450mm
  - 500mm
  - 550mm

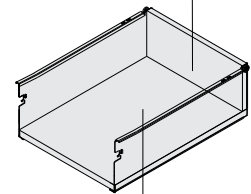
Min. Internal Cabinet Depth = Drawer Length + 3mm



## Cutting Dimensions for 16mm Chipboard

### Standard Drawer

Back Panel  
Width = internal cabinet width - 31mm  
Height = 135mm

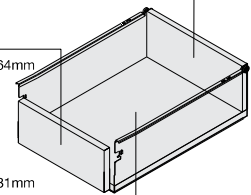


Bottom Panel  
Width = internal cabinet width - 31mm  
Length (wooden back) = Drawer length - 2mm

### Inner Drawer

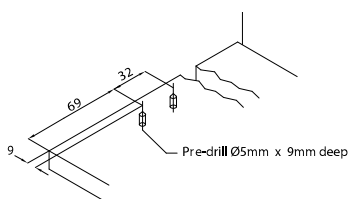
Back Panel  
Width = internal cabinet width - 31mm  
Height = 135mm

Front Panel  
Width = internal cabinet width - 64mm  
Height = 125mm



Bottom Panel  
Width = internal cabinet width - 31mm  
Length (wooden back) = Drawer length - 18mm

## Pre-drilling Dimensions of Bottom Panel for Plug in



For drawers over 700mm in width we recommend the use of the Euro Orvel Lock & Support for Wide Drawers. Ref page 3.84.